

Optimality Conditions of Agricultural Production With Fixed Input Costs

Angel Ramon Sanchez Delgado

Universidade Federal Rural do Rio de Janeiro, Instituto de Ciências Exatas, Departamento de
Matemática, Brazil

Sergio Drumond Ventura

Universidade Federal Rural do Rio de Janeiro/ ICE/ Departamento de Matemática/
Seropédica/RJ/Brazil

Received: January 15, 2021 Accepted: February 7, 2021 Published: March 8, 2021

doi:10.5296/jas.v9i2.18389

URL: <https://doi.org/10.5296/jas.v9i2.18389>

Abstract

We present a computational procedure to maximize the production of a given agricultural crop with limited inputs (water-nitrogen), and where a fixed cost (or expense) of the inputs (general problem of agricultural production) is imposed. Theoretically the procedure is based on the Karush-Kuhn-Tucker optimality conditions and numerically was tested with three different scenarios defined in the literature, for the cultures: Lettuce, Oats, Onions and Melons. In each agricultural scenario considered, it was possible to verify that the procedure is a reliable alternative in making agribusiness economic decisions.

Keywords: response function, numerical scenario, Karush-Kuhn-Tucker condition

1. Introduction

Optimizing the production of agricultural crops, with limited inputs and spending on fixed inputs, has as a central tool in its mathematical modeling, the analytical quantification of productivity in response to the total inputs applied. Water and nitrogen are essential for the development of agricultural crops, and when they are correlated with the production obtained, there is the production function or water-nitrogen-culture response function.

The use of analytical production functions in the analysis of the results of agricultural experiments is widespread (Mousinho et al., 2003; Frizzone et al., 2005; Monteiro et al., 2006; Silva et al., 2008; Carvalho et al., 2009; Delgado et al., 2010 and Teodoro et al., 2013). Climatic variations, physical attributes related to the soil, the plant, and many other factors,

make it difficult to accurately predict crop yields. In practice, linear and/or quadratic regressions are generated to represent “good approximations” of the response or agricultural production functions.

We will assume that the inputs water and nitrogen are limited above and below. In addition, a limit on ceiling is imposed on the inputs used for the development of each culture. The resulting model presented is a nonlinear programming problem with linear constraints, considering that the objective is a quadratic function in two variables: water and nitrogen.

This work presents a computational model that directly maximizes the production of agricultural crops with limited inputs (water and nitrogen) and fixed spending on inputs. Some numerical tests with data known in the literature are performed, with the purpose of testing the effectiveness of the proposed procedure. We consider four annual agricultural crops (oat, onion and melon lettuce), representatives of the kingdom vegetables, fruits and cereals.

2. Method

Let $y(w, n)$ be the nonlinear analytical function of production or response of a given culture ($kg.ha^{-1}$) in relation to the water depth w (mm) and nitrogen dose n (kg);

$w_l, w_u, n_l, n_u \geq 0$, are the lower and upper limits of w and n respectively; c_w the cost of a water depth ($R\$.mm^{-1}.ha^{-1}$) and c_n the cost of a dose of nitrogen ($R\$.kg^{-1}ha^{-1}$).

Suppose that c_0 represents a fixed cost ($R\$.ha^{-1}$) intended exclusively to cover expenditure on water-nitrogen inputs. The problem that maximizes the production of a given agricultural crop with limited inputs and fixed spending on inputs, can be written mathematically as the problem of nonlinear programming with linear constraints:

$$\begin{aligned} \text{(P)} \quad & \text{maximize } y(w, n) \\ & \text{subject to } r(w, n) = c_w w + c_n n = c_0, \\ & w_l \leq w \leq w_u, \\ & n_l \leq n \leq n_u. \end{aligned}$$

In what follows, $y(w, n) = aw^2 + bn^2 + cwn + dw + en + f$ (quadratic form in variables

w and n); and where $a, b, c, d, e, f \in \mathbb{R}$ with $a < 0$ and $4ab - c^2 > 0$. Thus $y(w, n)$ is a strictly concave function and therefore reaches its maximum at the intersection of the two-dimensional box $[w_l, w_u] \times [n_l, n_u]$ and the plane $r(w, n) = c_0$. Note that we impose a limit on the spending on inputs w e n , of c_0 – reais per hectare.

The problem (P) can be written as:

$$\text{maximize } y(w, n, z_w^l, z_w^u, z_n^l, z_n^u) = aw^2 + bn^2 + cwn + dw + en + f$$

$$\text{subject to } c_w w + c_n n = c_0,$$

$$w - z_w^l = w_l,$$

$$w + z_w^u = w_u,$$

$$n - z_n^l = n_l,$$

$$n + z_n^u = n_u,$$

$$w, n, z_w^l, z_w^u, z_n^l, z_n^u \geq 0.$$

In matrix form the previous problem can be written as:

$$\text{maximize } y(w, n, z_w^l, z_w^u, z_n^l, z_n^u) = aw^2 + bn^2 + cwn + dw + en + f$$

$$\text{subject to } Ax = \rho,$$

$$x \geq 0,$$

where

$$x = \begin{pmatrix} w \\ n \\ z_w^l \\ z_w^u \\ z_n^l \\ z_n^u \end{pmatrix}, \rho = \begin{pmatrix} c_0 \\ w_l \\ w_u \\ n_l \\ n_u \end{pmatrix} \text{ and } A = \begin{pmatrix} c_w & c_n & 0 & 0 & 0 & 0 \\ 1 & 0 & -1 & 0 & 0 & 0 \\ 1 & 0 & 0 & 1 & 0 & 0 \\ 0 & 1 & 0 & 0 & -1 & 0 \\ 0 & 1 & 0 & 0 & 0 & 1 \end{pmatrix}$$

is a 5×6 full rank matrix Let the Lagrangean function associated with the problem above be defined by: $L(x, y, s) = y(x) + y^T h(x) - s^T x$, where: $y \in \mathbb{R}^5$, $h(x) = Ax - \rho$, and $s \in \mathbb{R}^6$.

The variables y and s are the Lagrange multiplier vectors associated with the equality and inequality constraints respectively.

The Karush-Kuhn-Tucker optimality conditions (Wright, 1997; Roos et al., 1997) of problem (P) are given by:

$$F(x, y, s) = \begin{pmatrix} \nabla_x L(x, y, s) \\ h(x) \\ XSe \end{pmatrix} = 0,$$

where

$$\nabla_x L(x, y, s) = \nabla y(x) + \nabla h(x)^T y - s = \nabla y(x) + A^T y - s = 0,$$

$$Ax - \rho = 0,$$

$$XSe = 0,$$

$$x, s > 0,$$

and

$$\nabla y(x) = \begin{pmatrix} \frac{\partial y}{\partial w} \\ \frac{\partial y}{\partial n} \\ \frac{\partial y}{\partial z_w^l} \\ \frac{\partial y}{\partial z_w^u} \\ \frac{\partial y}{\partial z_n^l} \\ \frac{\partial y}{\partial z_n^u} \end{pmatrix} = \begin{pmatrix} 2aw + cn + d \\ 2bn + cw + e \\ 0 \\ 0 \\ 0 \\ 0 \end{pmatrix}.$$

Also, $X = \text{diag}(x)$, $S = \text{diag}(s)$, and $e^T = (1,1,1,1,1,1)$. To solve problem (P) using the primal-dual interior points method, we apply the Newton method to the disturbed KKT (barrier) conditions. It is given by:

$$F_\mu(x, y, s) = \begin{pmatrix} \nabla_x L(x, y, s) \\ h(x) \\ XSe - \mu e \end{pmatrix} = 0,$$

or

$$\nabla y(x) + A^T y - s = 0, \quad (1)$$

$$Ax - \rho = 0, \quad (2)$$

$$XSe - \mu e = 0, \quad (3)$$

$$x, s > 0 \text{ and } y \in \mathbb{R}^5,$$

where $\mu > 0$ is fixed and tends to zero.

The conceptual procedure for solving (1)-(3) works as follows: given a strictly positive initial solution and an initial parameter $\mu > 0$, the Newton direction associated with the system (1)-(3) and a step length are calculated step in such a way that it allows iteratively to generate new strictly positive points. Then we make a decrease of μ and repeat the process until a stop criterion is satisfied. The Appendix contains the implemented computational procedure in

pseudocode.

To computationally test the procedure, several numerical tests were performed using information known in the literature. Table 1 presents in an analytical way the response or production functions of the cultures: Lettuce (Silva et al., 2008), Oats (Frizzone et al., 1995), Onion (Baptestini, JCM, 1982) and Melon (Monteiro et al., 2006).

Table 1. Responses or production functions in quadratic forms in variables w and n for crops: Lettuce, Oats, Onions and Melons

CULTURES	PRODUCTION FUNCTION ($kg.ha^{-1}$)
Lettuce	$y(w, n) = -1.042 w^2 - 0.04563 n^2 + 0.1564 wn + 388.1w - 6.02 n - 12,490$
Oats	$y(w, n) = -5.6 \times 10^{-5} w^2 - 5.1 \times 10^{-5} n^2 + 3.6 \times 10^{-2}w + 1.6 \times 10^{-2} n$
Onions	$y(w, n) = -2 \times 10^{-4}w^2 - 2 \times 10^{-4} n^2 + 3.28 \times 10^{-1}w + 9.07 \times 10^{-2} n$
Melons	$y(w, n) = -0.05781 w^2 - 0.07612 n^2 + 70.77509w + 34.16737 n$

According to the data provided by the bibliographic sources, for each crop (Lettuce, Oats, Onions and Melons) it is possible to determine lower and upper limit of the water depth; the lower ones between **100 mm** and **600 mm**, and the upper ones between **400 mm** and **600 mm**. For the nitrogen input, a ceiling of **300 $kg.ha^{-1}$** was fixed, and considering that the most common in the literature for these cultures is a minimum dose of **75 $kg.ha^{-1}$** , three numerical tests defined by the two-dimensional boxes were performed: **[100,500] × [0,300]**, **[100,400] × [75,300]** and **[100,600] × [75,300]**. Table 2 shows the costs of a water depth (c_w) and a dose of nitrogen (c_n), for each agricultural crop.

Table 2. Water cost (c_w) and nitrogen cost (c_n) for each crop considered

CULTURES	c_w	c_n
	(R\$. mm ⁻¹ . ha ⁻¹)	(R\$. kg ⁻¹ . ha ⁻¹)
Lettuce	0.44	2.09
Oats	0.08	0.42
Onions	0.025	1.20
Melons	0.134	2.33

3. Results and Discussion

Tables 3, 4, and 5 show the results obtained for each numerical test implemented. Table 3 informs that in the two-dimensional scenario $[100,500] \times [0,300]$ and for a fixed cost of inputs, water-nitrogen (c_0) of R \$ 500, Lettuce reaches its maximum production at the point $(w^*, n^*) = (200.278788, 197.070494)$, Oats for a fixed cost of inputs of R\$ 100, at the point $(w^*, n^*) = (324.788335, 176.230793)$, Onions for a fixed cost of inputs of R\$ 200, at point $(w^*, n^*) = (495.346309, 156.346952)$ and Melon for a fixed input cost of R\$ 500, at the point $(w^*, n^*) = (499.597687, 185.860047)$.

Table 3. Optimal solution (w^*, n^*) and optimal value of the production $y(w^*, n^*)$ of (P), in the two-dimensional box $[100,500] \times [0,300]$

CULTURES	$w^*(mm)$	$n^*(kg)$	$y(w^*, n^*)(kg.ha^{-1})$	$c_0(R$.ha^{-1})$
Lettuce	200.278788	197.070494	39,133.898980	500
Oats	324.788335	176.230793	7,020.853	100
Onions	495.346309	156.346952	122.691791	200
Melons	499.597687	185.860047	24,650.337159	500

It is possible to show graphically the trajectory of points generated by the implemented procedure, converging to the optimal solution of the problem, for each culture considered. Figure 1, for example, shows for the Oats culture, the sequence of interior points in the two-dimensional box $[100,500] \times [0,300]$ generated by the implemented procedure and converging to the optimal solution $(324.788335, 176.230793)$. Note that this optimal solution satisfies the plane equation: $r(w, n) = 0.08 w + 0.42 n = 100$.

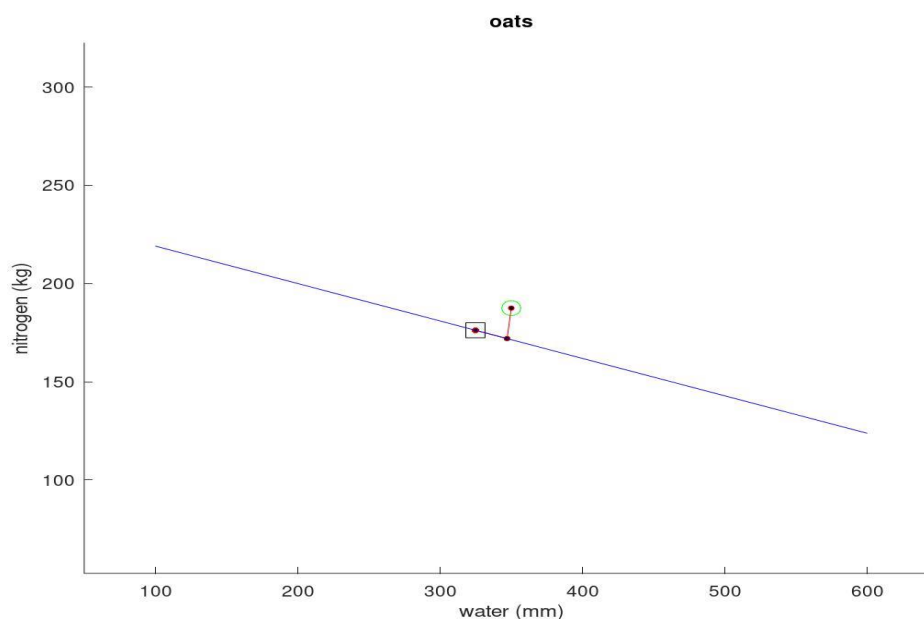


Figure 1. sequence of points generated by the procedure in the two-dimensional box $[100,500] \times [0,300]$ for Oats, converging to the point $(324.788335, 176.230793)$

Table 4 shows the results obtained in the two-dimensional box $[100,400] \times [75,300]$, informing that in this scenario and for a fixed input cost of R\$ 500, Lettuce reaches its maximum production at the point $(w^*, n^*) = (200.278788, 197.070494)$, Oats for a fixed cost of inputs of R\$ 100, at the point $(w^*, n^*) = (324.788335, 176.230793)$, Onions for a fixed cost of inputs of R\$ 200, at point $(w^*, n^*) = (397.685996, 158.381542)$ and Melons for a fixed cost of inputs of R\$ 500, at point $(w^*, n^*) = (399.364956, 191.624505)$.

Table 4. Optimal solution (w^*, n^*) and optimal value of the production $y(w^*, n^*)$ of (P), in the two-dimensional box $[100,400] \times [75,300]$

CULTURES	$w^*(mm)$	$n^*(kg)$	$y(w^*, n^*)(kg.ha^{-1})$	$c_0(R\$.ha^{-1})$
Lettuce	200.278788	197.070494	39,133.898980	500
Oats	324.788335	176.230793	7,020.853	100
Onions	397.685996	158.381542	108.158440	200
Melons	399.364956	191.624505	22,796.652408	500

Figure 2 shows for the onion crop, the sequence of interior points in the two-dimensional box $[100,400] \times [75,300]$ generated by the implemented procedure and converging to the optimal solution $(397.685996, 158.381542)$. Note that this optimal solution satisfies the plane equation: $r(w, n) = 0.025 w + 1.20 n = 200$.

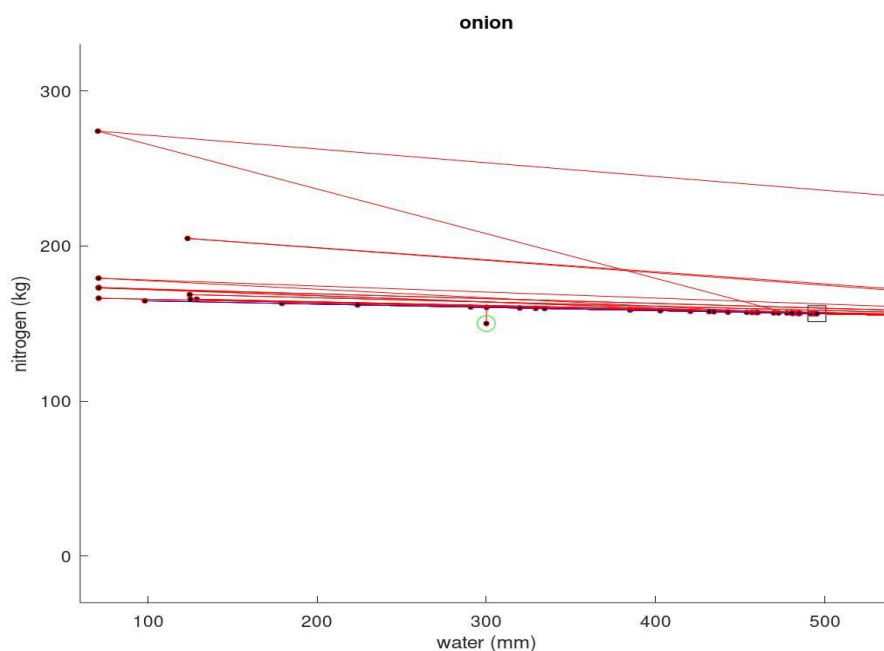


Figure 2. Sequence of points generated by the procedure in the two-dimensional box $[100,400] \times [75,300]$ for Onion, converging to the point $(360.198429, 159.162527)$

Comparing the results obtained in the first scenario $[100,500] \times [0,300]$ (Table 1) with those obtained in the second scenario $[100,400] \times [75,300]$ (Table 2), we can observe that the lettuce culture, for the same fixed cost $c_0 = 500 \text{ R}\$.ha^{-1}$, presented equal results in relation to water depth, nitrogen dose and productivity. The same happened with the culture of Oats, for a fixed cost of $c_0 = 500 \text{ R}\$.ha^{-1}$.

As for the onion crop, for the same fixed cost $c_0 = 200 \text{ R}\$.ha^{-1}$, it can be noted that in the second scenario (Table 2), there was a reduction of 97.66 mm in relation to the water depth, a slight increase of 2.03 kg in relation to the nitrogen dose, and a drop in productivity of $14.53 \text{ kg}.ha^{-1}$. In the case of Melon, for the same fixed cost $c_0 = 500 \text{ R}\$.ha^{-1}$, we obtained a drop of 100.23 mm in relation to the water depth, an increase of 5.76 kg in relation to the nitrogen dose, and a significant drop in productivity of $1,853.68 \text{ kg}.ha^{-1}$.

Finally, Table 5 presents the results obtained for the third scenario performed in the two-dimensional box $[100,600] \times [75,300]$.

Table 5. Optimal solution (w^*, n^*) and optimal value of the production $y(w^*, n^*)$ of (P), in the two-dimensional box $[100,600] \times [75,300]$.

CULTURES	$w^*(mm)$	$n^*(kg)$	$y(w^*, n^*)(kg.ha^{-1})$	$c_0(R$. ha-1)$
Lettuce	200.278788	197.070494	39,133.898980	500
Oats	324.788335	176.230793	7,020.853	100
Onions	594.522030	154.280791	133.544692	200
Melons	599.97332	180.08737	25,337.52122	500

Note that the Lettuce and Oats crops again remain invariant in relation to the first two scenarios. For Onion there was an increase in relation to the water depth of around **196.84 mm**, a reduction in the nitrogen dose of **2.03 kg** and a decrease in productivity of **25,39 kg.ha⁻¹**. Finally, in relation to Melon, and for a fixed cost of inputs of R\$ 500, we achieved the highest productivity (**25,337.52122 kg.ha⁻¹**) and the lowest dose of nitrogen (**180.08737 kg.ha⁻¹**) among the three numerical scenarios considered.

Figure 3 shows for the Melon culture, the sequence of interior points in the two-dimensional box $[100,600] \times [75,300]$ generated by the implemented procedure and converging to the optimal solution $(599.97332, 180.08737)$. Note that this optimal solution satisfies the plane equation: $r(w, n) = 0.134 w + 2.33 n = 500$.

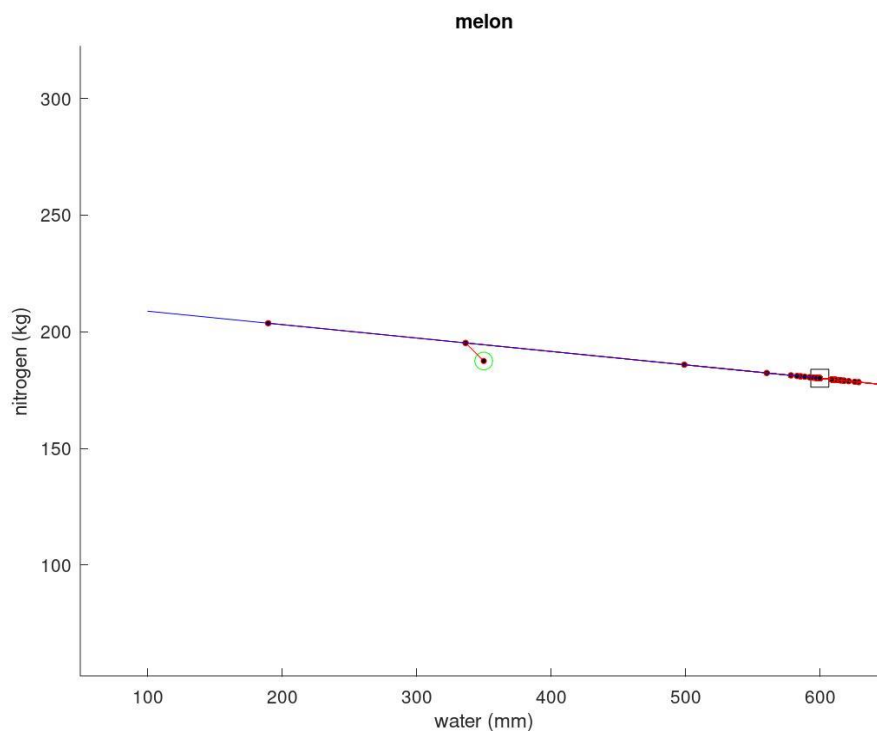


Figure 3. sequence of points generated by the procedure in the two-dimensional box $[100,600] \times [75,300]$ for the Melon, converging to the point $(599.97332, 180.08737)$

It is important to emphasize that the proper management of the water layer (w) is fundamental, considering that the agricultural sector is the largest consumer of water, and that water resources are essential and strategic in the development of agriculture. Also, considering that currently the costs of nitrogen fertilization, specifically nitrogen (n), are increasingly variable, and that the demand in Brazil grows every day, it is necessary to respect the environmental and soil preservation issues, as a fundamental part for sustainable agriculture. In relation to fixed costs (c_0), we will have a fixed amount in R\$, for each crop and each scenario considered.

5. Conclusions

- We present a computational procedure based on the conditions of optimality Karush-Kuhn-Tucker, to maximize the production of a certain agricultural culture with limited inputs (water-nitrogen), and a fixed cost (or expense) of the inputs.
- For each agricultural scenario considered, we were able to confirm that all the optimal solutions of (P) generated by the procedure, satisfy the imposed restrictions.

- In the three numerical scenarios presented, Lettuce and Oats were the only agricultural crops considered to remain invariant in relation to the water depth, nitrogen dose and productivity.
- Finally, when making agricultural production decisions (agribusiness), it is important to deal with problems where it is desired to maximize the production of a given agricultural crop with limited inputs (water-nitrogen), and where there must be a fixed cost for the input expenses.

References

- Baptestini, J. C. M. (2013). Produção de cebola submetida a diferentes lâminas de água e doses de nitrogênio com adubação molibdica. Tese de Doutorado, UFV (Brasil), 102 p.
- Carvalho, D. F., Delgado, A. R. S., Oliveira, R. F., Silva, W. A., & Forte, V. L. (2009). Maximização da produção e da receita agrícola com limitações de água e nitrogênio utilizando método de pontos interiores. *Engenharia Agrícola, Jaboticabal*, 29(2), 321-327. <https://doi.org/10.1590/S0100-69162009000200015>
- Delgado, A. R. S., Duarte, S. W., Limas, N. V., & Fonseca, D. (2010). Modelagem matemática para otimização da produção e renda de melão e melancia em função de lâminas de água e doses de nitrogênio. *Irriga, Botucatu*, 15(1), p.1-9. <https://doi.org/10.15809/irriga.2010v15n1p01>
- Frizzone, J. A., Teodoro, R. E. F., Pereira A. S., & Botrel, T. A. (1995). Lâmina de água e doses de nitrogênio na produção de aveia (*Avena sativa* L.) para forragem. *Scientia Agricola, Piracicaba*, 52(3), 578-586. <https://doi.org/10.1590/S0103-90161995000300027>
- Frizzone, J. A., & Andrade Júnior, A. S. (2005). Planejamento de irrigação: análise de decisão de investimento. Brasília: Embrapa Informação Tecnológica. 626 p.
- Monteiro, R. O. C., Colares, D. S., Costa T. R. N., Leão, M. C. S., & de Aguiar, J. V. (2006). Função de resposta do meloeiro a diferentes lâminas de irrigação e doses de nitrogênio. *Horticultura Brasileira, Vitória da Conquista*, 24(4), 455-459. <https://doi.org/10.1590/S0102-05362006000400012>
- Mousinho, F. E. P., Costa, R. N. T., Souza, F. D., & Gomes Filho, R. R. (2003). Função de resposta da melancia à aplicação de água e nitrogênio para as condições Edafoclimáticas de Fortaleza, CE. *Irriga, Botucatu*, 8(3), 264-272. <https://doi.org/10.15809/irriga.2003v8n3p264-272>
- Silva, P. A. M., Pereira, G.M., Reis, R. P., Lima, L. A., & Taveira, J. H. S. (2008). Função de resposta da alface americana aos níveis de água e adubação nitrogenada. *Ciência Agrotécnica, Lavras*, 32(4), 1266-1271. <https://doi.org/10.1590/S1413-70542008000400035>
- Roos, C., Terlaky, T., & Vial, J. P. H. (1997). Theory and Algorithms for Linear Optimization. John Wiley & Sons Ltda, England.
- Teodoro, I. T., Neto, J. D. D., Souza, J. L., Lyra, G. B., Brito, K. S., Sá, L.A., ... Sarmento, P.

L. V. S. (2013). Isoquantas de Produtividade da Cana-de-açúcar em Função de Níveis de Irrigação e Adubação Nitrogenada. *Irriga, Botucatu*, 18(3), 387. <https://doi.org/10.15809/irriga.2013v18n3p387>

Wright, S. J. (1997). Primal-Dual Interior Point Methods, *SIAM Journal*, pp 289-304, 1997. <https://doi.org/10.1137/1.9781611971453>

Appendix

The system (1)-(2)-(3) can be written as:

$$2aw + cn + c_w y_1 + y_2 + y_3 - s_1 = -d$$

$$2bn + cw + c_n y_1 + y_4 + y_5 - s_2 = -e$$

$$-y_2 - s_3 = 0$$

$$y_3 - s_4 = 0$$

$$-y_4 - s_5 = 0$$

$$y_5 - s_6 = 0$$

$$c_w w + c_n n = c_0$$

$$w - z_w^l = w_l$$

$$w + z_w^u = w_u$$

$$n - z_n^l = n_l$$

$$n + z_n^u = n_u$$

$$ws_1 = \mu$$

$$ns_2 = \mu$$

$$z_w^l s_3 = \mu$$

$$z_w^u s_4 = \mu$$

$$z_n^l s_5 = \mu$$

$$z_n^u s_6 = \mu$$

$$w, n, y_1, y_2, y_3, y_4, y_5, s_1, s_2, s_3, s_4, s_5, s_6, z_w^l, z_w^u, z_n^l, z_n^u \geq 0.$$

The previous system of equations is nonlinear with 17 equations and 17 variables, and can be solved using Newton's method.

NEWTON DIRECTION:

We search for a direction:

$$(\Delta w, \Delta n, \Delta y_1, \Delta y_2, \Delta y_3, \Delta y_4, \Delta y_5, \Delta s_1, \Delta s_2, \Delta s_3, \Delta s_4, \Delta s_5, \Delta s_6, \Delta z_w^l, \Delta z_w^u, \Delta z_n^l, \Delta z_n^u)$$

such that:

$$2a\Delta w + c\Delta n + c_w\Delta y_1 + \Delta y_2 + \Delta y_3 - \Delta s_1 = -d - 2aw - cn - c_w y_1 - y_2 - y_3 + s_1$$

$$2b\Delta n + c\Delta w + c_n\Delta y_1 + \Delta y_4 + \Delta y_5 - \Delta s_2 = -e - 2bn - cw - c_n y_1 - y_4 - y_5 + s_2$$

$$-\Delta y_2 - \Delta s_3 = y_2 + s_3$$

$$\Delta y_3 - \Delta s_4 = -y_3 + s_4$$

$$-\Delta y_4 - \Delta s_5 = y_4 + s_5$$

$$\Delta y_5 - \Delta s_6 = -y_5 + s_6$$

$$c_w\Delta w + c_n\Delta n = c_0 - c_w w - c_n n$$

$$\Delta w - \Delta z_w^l = w_l - w + z_w^l$$

$$\Delta w + \Delta z_w^u = w_u - w - z_w^u$$

$$\Delta n - \Delta z_n^l = n_l - n + z_n^l$$

$$\Delta n + \Delta z_n^u = n_u - n - z_n^u$$

$$w\Delta s_1 + s_1\Delta w = \mu - ws_1$$

$$n\Delta s_2 + s_2\Delta n = \mu - ns_2$$

$$z_w^l\Delta s_3 + s_3\Delta z_w^l = \mu - z_w^l s_3$$

$$z_w^u\Delta s_4 + s_4\Delta z_w^u = \mu - z_w^u s_4$$

$$z_n^l\Delta s_5 + s_5\Delta z_n^l = \mu - z_n^l s_5$$

$$z_n^u\Delta s_6 + s_6\Delta z_n^u = \mu - z_n^u s_6.$$

Define:

$$\theta_1 = -d - 2aw - cn - c_w y_1 - y_2 - y_3 + s_1$$

$$\theta_2 = -e - 2bn - cw - c_n y_1 - y_4 - y_5 + s_2$$

$$\theta_3 = y_2 + s_3$$

$$\theta_4 = -y_3 + s_4$$

$$\theta_5 = y_4 + s_5$$

$$\theta_6 = -y_5 + s_6$$

$$\theta_7 = c_0 - c_w w - c_n n$$

$$\theta_8 = w_l - w + z_w^l$$

$$\theta_9 = w_u - w - z_w^u$$

$$\theta_{10} = n_l - n + z_n^l$$

$$\theta_{11} = n_u - n - z_n^u$$

$$\theta_{12} = \mu - ws_1$$

$$\theta_{13} = \mu - ns_2$$

$$\theta_{14} = \mu - z_w^l s_3$$

$$\theta_{15} = \mu - z_w^u s_4$$

$$\theta_{16} = \mu - z_n^l s_5$$

$$\theta_{17} = \mu - z_n^u s_6$$

So, the linear system for determining Newton's direction is given by:

$$2a\Delta w + c\Delta n + c_w\Delta y_1 + \Delta y_2 + \Delta y_3 - \Delta s_1 = \theta_1 \quad (4)$$

$$2b\Delta n + c\Delta w + c_n\Delta y_1 + \Delta y_4 + \Delta y_5 - \Delta s_2 = \theta_2 \quad (5)$$

$$-\Delta y_2 - \Delta s_3 = \theta_3 \quad (6)$$

$$\Delta y_3 - \Delta s_4 = \theta_4 \quad (7)$$

$$-\Delta y_4 - \Delta s_5 = \theta_5 \quad (8)$$

$$\Delta y_5 - \Delta s_6 = \theta_6 \quad (9)$$

$$c_w\Delta w + c_n\Delta n = \theta_7 \quad (10)$$

$$\Delta w - \Delta z_w^l = \theta_8 \quad (11)$$

$$\Delta w + \Delta z_w^u = \theta_9 \quad (12)$$

$$\Delta n - \Delta z_n^l = \theta_{10} \quad (13)$$

$$\Delta n + \Delta z_n^u = \theta_{11} \quad (14)$$

$$w\Delta s_1 + s_1\Delta w = \theta_{12} \quad (15)$$

$$n\Delta s_2 + s_2\Delta n = \theta_{13} \quad (16)$$

$$z_w^l\Delta s_3 + s_3\Delta z_w^l = \theta_{14} \quad (17)$$

$$z_w^u\Delta s_4 + s_4\Delta z_w^u = \theta_{15} \quad (18)$$

$$z_n^l\Delta s_5 + s_5\Delta z_n^l = \theta_{16} \quad (19)$$

$$z_n^u\Delta s_6 + s_6\Delta z_n^u = \theta_{17}. \quad (20)$$

PROCEDURE

DATA: $a, b, c, d, e, f \in \mathbb{R}$ with $a < 0$ and $4ab - c^2 > 0$. $w_l, w_u, n_l, n_u \geq 0$ with

$w_u \geq w_l$, $n_u \geq n_l$, $c_0, c_w, c_n \in \mathbb{R}_+$; $w, n, s_1, s_2, s_3, s_4, s_5, s_6, z_w^l, z_w^u, z_n^l, z_n^u > 0$;

$y_1, y_2, y_3, y_4, y_5 \in \mathbb{R}$; $\tau, \alpha \in (0,1), \varepsilon_i \in (0,1)$ for $i = 1,2, \dots, 11$;

WHILE optimum was not found **DO**

LET $\sigma_1 = \frac{|-2aw - cn - c_w y_1 - y_2 - y_3 + s_1|}{|d|+1}$, $\sigma_2 = \frac{|2bn + cw + c_n y_1 + y_4 + y_5 - s_2|}{|e|+1}$,

$$\sigma_3 = |y_2 + s_3| , \quad \sigma_4 = |y_3 - s_4|, \quad \sigma_5 = |-y_4 - s_5|, \quad \sigma_6 = |y_5 - s_6|,$$

$$\sigma_7 = \frac{|c_w w + c_n n|}{c_{\theta+1}}, \quad \sigma_8 = \frac{|w - z_w^l|}{w_l + 1}, \quad \sigma_9 = \frac{|w + z_w^u|}{w_u + 1}, \quad \sigma_{10} = \frac{|n - z_n^l|}{n_l + 1},$$

$$\sigma_{11} = \frac{|n + z_n^u|}{n_u + 1}, \quad \mu = \frac{\tau}{6} (w s_1 + n s_2 + z_w^l s_3 + z_w^u s_4 + z_n^l s_5 + z_n^u s_6);$$

IF $\mu < 10^{-4}$ and $\sigma_i < \varepsilon_i$, for $i = 1, 2, \dots, 11$ **THEN**

STOP, optimum was found;

END IF

FOR $j = 1, 2, \dots, 17$

EVALUATE θ_j ;

DETERMINE THE NEWTON DIRECTION:

FIND

$(\Delta w, \Delta n, \Delta y_1, \Delta y_2, \Delta y_3, \Delta y_4, \Delta y_5, \Delta s_1, \Delta s_2, \Delta s_3, \Delta s_4, \Delta s_5, \Delta s_6, \Delta z_w^l, \Delta z_w^u, \Delta z_n^l, \Delta z_n^u)$

satisfying (4)-(20);

DETERMINE STEP LENGTH:

LET $\beta_p^w = \frac{1}{\max\{1, -\frac{\Delta w}{\alpha w}\}}; \quad \beta_p^n = \frac{1}{\max\{1, -\frac{\Delta n}{\alpha n}\}};$

$$\beta_p^{lw} = \frac{1}{\max\left\{1, -\frac{\Delta z_w^l}{\alpha z_w^l}\right\}}; \quad \beta_p^{uw} = \frac{1}{\max\left\{1, -\frac{\Delta z_w^u}{\alpha z_w^u}\right\}};$$

$$\beta_p^{ln} = \frac{1}{\max\left\{1, -\frac{\Delta z_n^l}{\alpha z_n^l}\right\}}; \quad \beta_p^{un} = \frac{1}{\max\left\{1, -\frac{\Delta z_n^u}{\alpha z_n^u}\right\}};$$

FOR $j = 1, 2, \dots, 5$

LET $\beta_d^{yj} = \frac{1}{\max\{1, -\Delta y_j / y_j\}};$

FOR $j = 1, 2, \dots, 6$

$$\text{LET } \beta_d^{sj} = \frac{1}{\max\{1, -\Delta s_j / s_j\}};$$

UPDATE THE SOLUTION:

$$\text{LET } w = w + \beta_p^w \Delta w; \quad n = n + \beta_p^n \Delta w;$$

FOR $j = 1, 2, \dots, 5$

$$\text{LET } y_j = y_j + \beta_d^{yj} \Delta y_j;$$

FOR $j = 1, 2, \dots, 6$

$$\text{LET } s_j = s_j + \beta_d^{sj} \Delta s_j;$$

$$\text{LET } z_w^l = z_w^l + \beta_p^{lw} \Delta z_w^l; \quad z_w^u = z_w^u + \beta_p^{uw} \Delta z_w^u;$$

$$z_n^l = z_n^l + \beta_p^{ln} \Delta z_n^l; \quad z_n^u = z_n^u + \beta_p^{un} \Delta z_n^u.$$

END WHILE

Copyright Disclaimer

Copyright for this article is retained by the author(s), with first publication rights granted to the journal.

This is an open-access article distributed under the terms and conditions of the Creative Commons Attribution license (<http://creativecommons.org/licenses/by/4.0/>).